

601118

HDR 海胶集团
为国利民 股融天下

..... 4

..... 5

..... 8

、 21

..... 23

..... 38

..... 42

..... 45

	、	、

		Halcyon Agri Corporation Limited
R1		R1 International Pte.Ltd.
KM		PT. Kirana Megatara
ART		Archipelago Rubber Trading Pte.Ltd.
EUDR		European Union Deforestation Regulation EUDR 2021
		2025 1 1 2025 6 30

	CHINA HAINAN RUBBER INDUSTRY GROUP CO., LTD.
	HAINAN RUBBER GROUP

	103	103
	0898-31669317	0898-31669317
	0898-31661486	0898-31661486
	meijilin@hirub.cn	tangliqin@hirub.cn

		103	4
		103	4
		570105	
		www.hirub.cn	
		info@hirub.cn	

		www.sse.com.cn	
		103	4

A			601118	

✓

()

	1 6		(%)
	22,855,609,908.72	19,208,680,756.53	18.99

-242,593,580.87	-369,487,565.25
-176,047,234.24	-296,482,077.59
-218,512,877.60	-288,357,406.90
1,977,348	⌘

	-	
	-	
	-	
	-	
	113,463.71	
	-	
	-	
	-	
	-	
	-	
	-	
	-	
	-	
	-	
	-	
	-	
	-	
	-	
	-	
	-22,038,898.44	
	613,207.56	
	18,941,010.67	
	-	
	6,913,470.13	
	3,682,088.04	
	42,465,643.36	

1 —

1

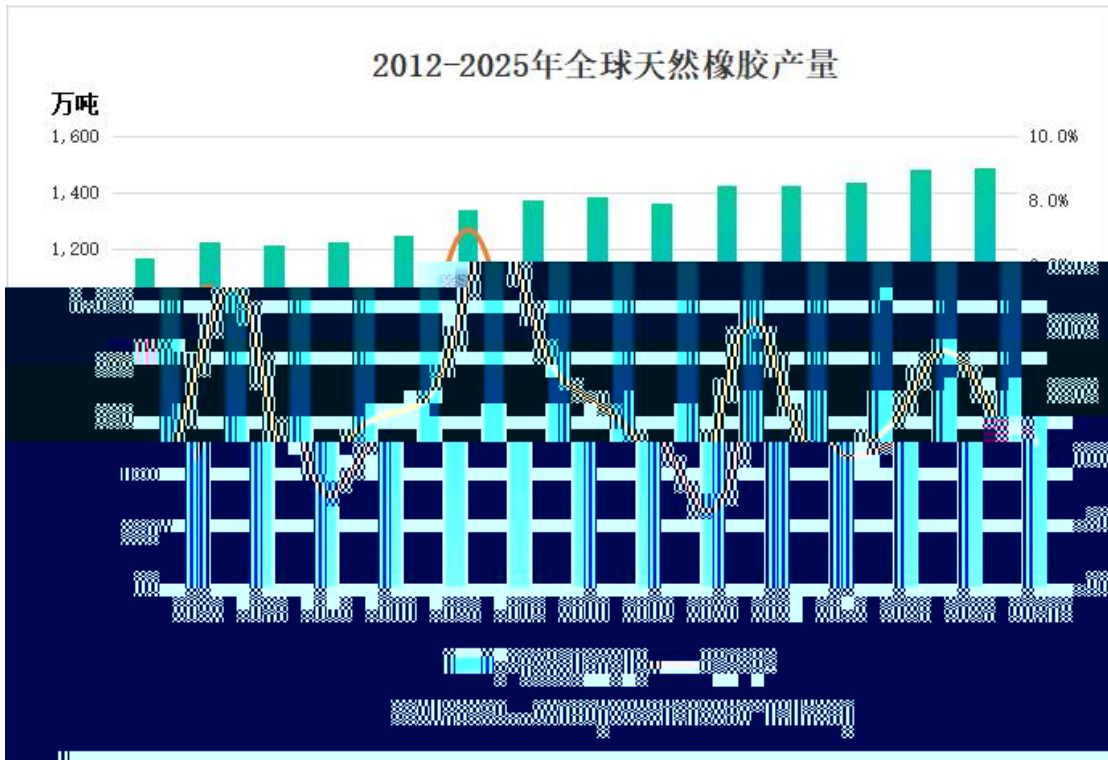
—

	125,756,479.05	、
	67,605,395.46	、

、

、

1.
 ANRPC 2025 607.6 1%。
 ANRPC 2025 1489.2 0.5% 1.2%、
 9.8%、 6%、 5.6%、 1.3%、 4.2%、 5.6%、
 5.3%、 3.5%。
 ANRPC MONTHLY NR STATISTICAL REPORT 2025 6



2.
 ANRPC 2025 771.5 1%。
 ANRPC 2025 1556.5 1.3%。
 2.5%、 3.4%、 6.1%、 7%、 2.6%、 1.5%、
 6.7%、 110.3%、 3.5%。
 ANRPC MONTHLY NR STATISTICAL REPORT 2025 6



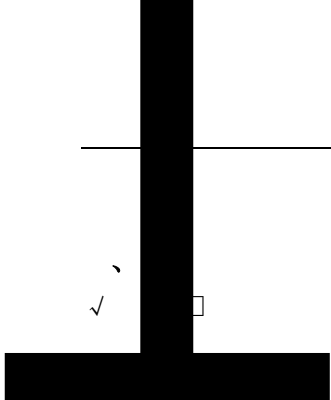
5.
2025

RU 17,700 / 6
SICOM TSR20 1,949 /
14,010 / 21%
1,634 / 16%
1 3
。 4 3

5
5



11 。



√

□

29

490

390

138

KM

ART

414

KM

ART

27%

。

0 1 2 3 4 5 6 7 8 9

- 2、
 √
 √
 √
 √
 1、

		%		%	%	
	7,275,921,601.73	20.05	5,687,635,895.88	15.77	27.93	
	1,537,158,330.32	4.24	2,259,761,876.74	6.26	-31.98	
	4,424,246,243.68	12.19	5,224,533,866.37	14.48	-15.32	
	282,474,301.87	0.78	281,576,071.16	0.78	0.32	
	578,306,240.64	1.59	570,484,123.75	1.58	1.37	
	3,830,537,089.54	10.55	3,700,477,562.29	10.26	3.51	
	397,531,546.29	1.1	549,905,062.56	1.52	-27.71	
	1,402,269,819.60	3.86	1,453,631,096.29	4.03	-3.53	
	8,174,942,077.39	22.52	8,273,123,193.92	22.94	-1.19	

	685,985,866.30	1.89	509,183,914.65	1.41	34.72	
	5,508,103,663.12	15.18	5,670,114,065.02	15.72	-2.86	
	1,640,144,537.71	4.52	1,687,126,600.97	4.68	-2.78	
	68,992,223.56	0.19	38,499,364.59	0.11	79.2	
	149,696,153.30	0.41	109,707,087.16	0.3	36.45	
	58,848,697.79	0.16	96,512,838.22	0.27	-39.03	
	67,633,312.24	0.19	41,019,926.65	0.11	64.88	
	859,188,564.39	2.37	1,436,411,855.76	3.98	-40.19	
	2,909,346,743.51	8.02	2,161,658,153.90	5.99	34.59	
	9,866,047.02	0.03	15,548,947.48	0.04	-36.55	

(2).

✓

Halcyon Agri Corporation Limited			12,615,401,513.12	-195,557,543.02
R1 International Pte.Ltd.			5,379,481,674.83	-78,048.73
			24,477,300.17	-6,655,085.98

3、

✓

	53,563,968.61	、
	242,739,970.43	
	617,544,793.48	、
	552,614,399.55	、
	44,144,044.82	、
	72,745,953.37	
45%	19,672,665.73	
	1,603,025,795.99	

4、

 ✓

1、

✓

41,011.45

。

(1).

✓

(2).

✓

(3).

✓

、 3 、 7 、 18 。

✓

✓

✓

✓

(1).

✓

2025 4 24 、 2025 5 20 、 2024 2025

10.5 。

、 、 、 。

/

(2).

✓

✓

✓

10%

✓

Halcyon Agri Corporation Limited		、	95265.5	1,432,997.76	335,184.44	1,261,540.15	-17,092.19	-19,555.75
		、 、 、 、	20,000.00	134,134.22	48,353.56	66,332.01	-2,556.00	-2,589.98
		、 、	50,500.00	59,984.72	40,656.21	125,441.13	-1,223.01	-1,146.50
		、 、 、	6,000.00	12,624.76	1,890.80	7,818.39	163.47	132.04
		、	5,000.00	28,241.24	10,555.10	4,681.06	-3,096.40	-3,020.20
		、 、 、	34,404.52	35,694.91	29,629.60	6,383.27	-77.85	-82.73
			64,000.00	98,253.05	26,833.59	373,527.81	-2,312.95	-1,741.15

R1 International Pte.Ltd.			591.26	168,678.97	51,465.01	537,948.17	-1,061.48	-7.80
			38,270.00	34,684.08	16,677.67	4,952.20	-2,575.12	-2,081.46
			100,000.00	1,263,036.33	155,810.45	17,926.62	7,731.03	5,796.41

✓

✓

✓

、
()
✓

1.

2.

3.

4.

5.

6.
2025

()

、

	()	
	()	

√

1. 2025 5 9
2. 2025 4 7
- ()。
3. 2025 6 9
4. 2025 5 12
5. 2025 8 11

10	0
10 ()	0
10	0

- ()
- √
- ()
- √
- √

✓

✓

✓ ,

、
、 、 、
√ □

			1、							
				。 2、				/	/	/
								/	/	/

1、

°

2009 8 5

/

2017 12 20

5

Ä

/

2019 12 22
2025 12 31
HSF(S)Pte.Ltd. KM 、ART



。 2、

、
 ✓

、
 ✓

、
 ✓

、
 ✓ () 、
 ✓

()
 ✓

()				()	()	()	()	()	()
	“ ”	/	2005	10,110,139.21	17,231,137.13		2021 8 。 2022 12		/
	、			7,120,997.92			2023 7 。 。 2025 1		
	、						2025 6 30 。		

2005

2021 8
。 2022
12

9,138,437.74

。 2023 7

9,138,437.74

2025 1
。 2025
6 30

2020 5

2020 9
。 2021
11

106,252,287.81

。 2021
12

。 2022 6
2022 8,

106,252,287.81

/

				。			。	2023 1		
								2023 7	。	
								2023		
								10 19		
									。	

()

✓

、 、 、 、 、 、 、

✓

、 、

✓

、 。

、

()

1、

✓

2、

✓

” “ ” “ 、

3、

✓

()

1、

✓

2、

✓

“ 2025 4 24 ” “ ” “ ”
、 、
。

3、

✓

4、

✓

()

1、

✓

2025 6 26
12,000 20,000 60%

()

✓

1、

✓

	4,000,00	0.385%	3,188,33	11,095,55	10,431,32	3,852,56
	0,000	-3.25%	0,558.18	7,608.30	0,114.83	8,051.65
/	/	/	3,188,33	11,095,55	10,431,32	3,852,56
			0,558.18	7,608.30	0,114.83	8,051.65

1、

✓

2、

✓

()

√

()

1,002,060,828 2023 10 2023 2020 11 2 / / /

A

1,002,060,828

B

1,505,561,870

4,299,573,505.10

A

/

()

✓

,

✓

()

✓

1

2

3 =
1 -
2

4

5


%
(6)
(4)/(1)

%
(7)
(5)/(3)

8

%
9
=(8)/(1)

2018
2
2



()

✓

1、

✓

					(1)		2	% (3) (2)/(1)								
					11,506,200.00	0	11,506,200.00	100.00				1				
					1,267,818,614.39	16,418,383.60	1,130,467,096.48	89.17	2033			2				

					511,487,900.00	0	511,487,900.00	100.00	2021							
	/	/	/	/	1,790,812,714.39	16,418,383.60	1,653,461,196.48	92.33	/	/	/	/	/	/	/	/

1

1

2017 24

2017 99

300

。 2019

。 2020

2

2018 3

3

“ ”

“ ”

”

2

2018 3
25%

/

()

1、

✓

2、

✓

2024 6 12

15,000

12

、 15,000 。 2025 6 11
。

3、

✓

4、

✓

()

✓

✓

()

✓

、
 ✓

()

1、

。

2、

✓

3、

✓

4、

√

()

√

、

()

()	84,814
	0

()

			(%)		、		
	0	2,754,012,024	64.35	0		0	
	-25,676,499	53,136,573	1.24	0		0	
500	+1,371,001	25,359,099	0.59	0		0	
	-23,846,988	25,259,398	0.59	0		0	
10	0	16,742,125	0.39	0		0	
	-1,622,200	14,500,000	0.34	0		0	
	-998,400	14,137,900	0.33	0		0	
	+10,474,802	12,148,002	0.28	0		0	
	0	11,890,000	0.28	0		0	
	+5,299,000	11,101,700	0.26	0		0	

	2,754,012,024		2,754,012,024
	53,136,573		53,136,573
500	25,359,099		25,359,099
	25,259,398		25,259,398
10	16,742,125		16,742,125
	14,500,000		14,500,000
	14,137,900		14,137,900
	12,148,002		12,148,002
	11,890,000		11,890,000
	11,101,700		11,101,700

5%
 ✓

✓ /

✓

()

✓

、

()

✓

✓

() 、

✓

()

✓

,

✓

,

✓

✓ □

()

□ ✓

()

□

✓

()

□ ✓

()

□ ✓

()

✓

1、

							%			
2025	25 MTN001 (102583 120	2025 7 28	2025 7 29	2099 12 31	350,000, 000	2.07			

✓

✓

✓

2、

✓

3、

✓

4、

✓

5、

✓

()

10%

 ✓

()

✓

			%	
	1.01	1.02	-0.98	
	0.64	0.58	10.34	
%	68.99	68.68	0.31	
	1-6		(%)	
	-218,512,877.60	-288,357,406.90		
EBITDA	0.03	0.02	50.00	
	0.3	0.00		
	6.31	1.04	506.73	
EBITDA	1.31	0.95	37.89	
%	100	100		
%	100	100		

 ✓

、
 √

、

2025 6 30

2025 6 30	2024 12 31
7, 275, 921, 601. 73	5, 687, 635, 895. 88
68, 992, 223. 56	38, 499, 364. 59
84, 808, 106. 01	95, 724, 955. 43
1, 537, 158, 330. 32	2, 259, 761, 876. 74
149, 696, 153. 30	109, 707, 087. 16
439, 521, 677. 17	608, 553, 130. 25
632, 588, 273. 97	689, 279, 196. 46
4, 424, 246, 243. 68	5, 224, 533, 866. 37
6, 244, 619. 66	6, 270, 614. 92
29, 724, 957. 88	26, 167, 959. 69
837, 945, 839. 54	719, 662, 256. 16
15, 486, 848, 026. 82	15, 465, 796, 203. 65
12, 657, 147. 08	11, 384, 936. 38
578, 306, 240. 64	570, 484, 123. 75
60, 122, 174. 91	60, 088, 135. 11
282, 474, 301. 87	281, 576, 071. 16
3, 830, 537, 089. 54	3, 700, 477, 562. 29

1, 402, 269, 819. 60 1, 453, 631, 096. 29
1, 906, 843, 304. 82 1, 909, 301, 509. 88

1, 828, 974, 143. 25 1, 835, 915, 653. 96
102, 429, 906. 93 108, 147, 294. 05
296, 825, 209. 25 269, 211, 281. 19
58, 848, 697. 79 96, 512, 838. 22
20, 808, 564, 094. 94 20, 603, 968, 946. 89
36, 295, 412, 121. 76 36, 069, 765, 150. 54

8, 174, -76

405#21
109511'

		375,727,814.72	386,033,748.44
		40,740,752.44	39,892,509.72
		9,772,248,744.03	9,578,381,379.28
		25,040,575,351.74	24,771,382,855.46
		4,279,427,797.00	4,279,427,797.00
		5,132,376,132.20	5,132,841,244.69
		142,677,752.82	21,074,337.44
		580,731,802.19	580,731,802.19
		-390,420,074.95	-167,727,077.72
		9,744,793,409.26	9,846,348,103.60
		1,510,043,360.76	1,452,034,191.48
		11,254,836,770.02	11,298,382,295.08
		36,295,412,121.76	36,069,765,150.54

2025 6 30

		2025 6 30	2024 12 31
		3,668,400,477.82	2,953,785,251.66
		41,597,267.37	15,102,769.03
		862,833,634.70	1,401,480,368.94
		63,439,378.34	114,119,314.28
		3,777,732,165.52	4,495,471,479.95
		269,817,585.58	60,303,725.98
		112,170,983.32	94,907,862.95
		8,795,991,492.65	9,135,170,772.79

		2,463,310,666.11	2,473,564,992.87
		5,376,012,505.67	4,972,614,577.72
		3,666,213.68	3,801,443.24
		1,767,523,863.81	1,608,674,733.79
		180,974,822.63	309,332,818.16
		6,906,052,808.94	6,882,087,185.40
		1,318,868,177.22	1,366,405,247.94
		100,106,944.63	102,814,013.30
		70,010,881.83	75,986,157.76
		12,479,000.44	52,572,962.25
		18,199,005,884.96	17,847,854,132.43
		26,994,997,377.61	26,983,024,905.22
		3,367,626,396.28	3,583,063,701.27
		6,792,879.31	
		236,865,846.10	235,816,400.90
		114,171,787.08	98,997,003.64
		25,800,020.67	33,583,839.53
		225,086,585.04	305,096,315.79
		5,882,532.71	92,328,607.48
		475,942,331.34	580,210,490.96
		46,645,762.99	
		2,560,072,810.09	1,871,109,341.39
		111,055,654.18	132,427,354.23
		7,129,296,842.80	6,932,633,055.19
		4,290,258,001.22	4,871,597,965.76
		1,574,526,037.91	1,623,497,857.20

		1,958,883,361.45	1,547,201,738.46
		7,823,667,400.58	8,042,297,561.42
		14,952,964,243.38	14,974,930,616.61
		4,279,427,797.00	4,279,427,797.00
		5,224,557,265.98	5,224,557,265.98
		16,519,875.02	16,301,391.02
		580,731,802.19	580,731,802.19
		1,940,796,394.04	1,907,076,032.42
		12,042,033,134.23	12,008,094,288.61
		26,994,997,377.61	26,983,024,905.22

2025 1—6

		2025	2024
、		22,855,609,908.72	19,208,680,756.53
		22,855,609,908.72	19,208,680,756.53
、		23,222,435,520.01	19,806,902,962.81
		22,089,061,140.01	18,626,789,141.11
		52,154,419.87	45,950,176.83
		144,974,480.83	171,547,559.30
		624,884,638.01	604,488,408.77
		10,176,559.33	14,254,328.85
		301,184,281.96	343,873,347.95
		360,828,080.43	368,198,605.96
		54,795,342.47	33,654,038.24
		268,521,998.43	222,037,309.05

	“ ”	2, 612, 143. 63	-42, 650, 416. 44
		-2, 708, 220. 32	20, 292, 319. 06
	“_		
	“ ”		
	“_		
	“ ”	2, 890, 474. 66	49, 359, 955. 87
	“_	13, 384, 151. 98	20, 950, 440. 65
	“_	-181, 885, 401. 64	-24, 062, 526. 24
	“ ”	-37, 732. 45	1, 198, 813. 34
、	“ ”	-261, 339, 976. 68	-371, 388, 630. 05
		24, 611, 018. 84	14, 356, 593. 00
		5, 864, 623. 03	12, 455, 528. 20
、		-242, 593, 580. 87	-369, 487, 565. 25
		15, 360, 783. 34	33, 195, 374. 12
、		-257, 954, 364. 21	-402, 682, 939. 37
1.		-257, 954, 364. 21	-402, 612, 914. 37
2.			-70, 025. 00
1.			
“_		-176, 047, 234. 24	-296, 482, 077. 59
2.	“_	-81, 907, 129. 97	-106, 200, 861. 78
、		291, 192, 702. 19	-176, 817, 582. 91
		121, 603, 415. 38	-127, 947, 535. 12
1.		-9, 784. 47	
1		-9, 784. 47	
2			
3			
4			
2.		121, 613, 199. 85	-127, 947, 535. 12
1		218, 484. 00	4, 877, 300. 00
2			

		87,682,156.84	-155,070,909.57
、			
	(/)	-0.0411	-0.0693
	(/)	-0.0411	-0.0693

2025 1—6

		2025	2024
、		430,514,122.86	408,264,894.44
		209,140,848.04	414,961,488.62
		4,851,131.23	5,023,529.53
		5,684,957.64	4,307,364.35
		290,133,758.85	282,414,823.73
		8,096,548.46	4,013,670.52
		93,746,886.48	35,597,581.20
		168,873,849.73	170,134,951.34
		102,438,063.28	112,148,513.03
		249,470,224.21	214,557,955.03
	“ ”	-7,572,393.37	20,722,441.45
		2,924,728.46	19,241,519.82
	“_		
	“_		
	“ ”	19,701,619.03	5,816,637.08
	“_	-2,241,763.15	23,211,188.92
	“_	-9,548,824.03	
	“ ”	235,557.76	548,444.10
、	“ ”	68,904,412.61	-73,196,896.93
		15,069,973.02	2,346,480.95
		542,183.23	4,142,664.04
、	“ ”	83,432,202.40	-74,993,080.02
		3,066,077.79	12,391,169.88
、	“ ”	80,366,124.61	-87,384,249.90
		80,366,124.61	-87,384,249.90
	“ ”		
、		218,484.00	4,877,300.00
1.			
2.			
3.			
4.			
		218,484.00	4,877,300.00
1.		218,484.00	4,877,300.00
2.			
3.			

4.			
5.			
6.			
7.			
、		80,584,608.61	-82,506,949.90
、			
	(/)		
	(/)		

2025 1—6

		2025	2024
、			
、		25,495,857,915.37	19,233,233,304.64
、			
		2,834,171.30	919,957.69
		1,085,186,081.26	907,557,209.82
		26,583,878,167.93	20,141,710,472.15
、		22,985,632,924.99	18,465,034,112.39
、			
		891,075,107.92	823,866,165.29
		270,250,572.64	301,169,363.11
		459,571,210.02	318,851,029.63
		24,606,529,815.57	19,908,920,670.42
		1,977,348,352.36	232,789,801.73
、			
		2,984,800.00	328,353,079.90
			27,424,394.07
、		2,018,023.11	2,551,887.78
		2,774,722.40	88,743,900.00

1,059,747,529.85	488,442,353.39
1,067,525,075.36	935,515,615.14
194,185,741.15	290,730,122.27
13,500,000.00	67,222,247.06
1,218,155,480.70	477,617,065.13
1,425,841,221.85	835,569,434.46
-358,316,146.4/	

5, 585, 859. 84

17, 691, 488. 86

279, 120. 58

233, 541. 42

၈၇' ၃ ၀၈

၁၈

၃' ၂၅၀

-' ၃၈' ၈၃

၈

/

2025 1—6

	2025													
	()													
、	4,279,427,797.00				5,132,841,244.69	21,074,337.44		580,731,802.19		-167,727,077.72		9,846,348,103.60	1,452,034,191.48	11,298,382,295.08
、	4,279,427,797.00				5,132,841,244.69	21,074,337.44		580,731,802.19		-167,727,077.72		9,846,348,103.60	1,452,034,191.48	11,298,382,295.08
、					-465,112.49	121,603,415.38				-222,692,997.23		-101,554,694.34	58,009,169.28	-43,545,525.06
						121,603,415.38				-176,047,234.24		-54,443,818.86	87,682,156.84	33,238,337.98
					-465,112.49							-465,112.49	1,170,892.49	705,780.00
1													705,780	705,780.0

														.00	0	
2																
3																
4					-465, 112.4 9								-465,1 12.49	465,112 .49	0.00	
													-46,6 45,76 2.99	-46,64 5,762. 99	-30,843 ,880.05	-77,489,6 43.04
1																
2																
3													-46,6 45,76 2.99	-46,64 5,762. 99	-30,843 ,880.05	-77,489,6 43.04
4																
1																
2																
3																
4																
5																
6																
1																

2														
	4,279,427,797.00				5,132,376,132.20	142,677,752.82		580,731,802.19		-390,420,074.95		9,744,793,409.26	1,510,043,360.76	11,254,836,770.02

	2024													
	()													
	4,279,427,797.00				5,123,716,452.20	22,975,385.62		548,964,836.33		-149,909,092.40		9,825,175,378.75	1,809,292,197.89	11,634,467,576.64
	4,279,427,797.00				5,123,716,452.20	22,975,385.62		548,964,836.33		-149,909,092.40		9,825,175,378.75	1,809,292,197.89	11,634,467,576.64
						-127,947,535.12				-385,922,118.55		-513,869,653.67	-154,045,999.46	-667,915,653.13
						-127,947,535.12				-296,482,077.59		-424,429,612.71	-155,070,909.57	-579,500,522.28
													500,000	500,000.

4,279
,427,
797.0
0

5,123
,716,
452.2

540.42

40.42

	()										
、	4,279,427,797.00				5,224,557,265.98		6,361,444.30		548,964,836.33	1,710,613,379.13	11,769,924,722.74
、	4,279,427,797.00				5,224,557,265.98		6,361,444.30		548,964,836.33	1,710,613,379.13	11,769,924,722.74
、							4,877,300.00			-176,824,290.86	-171,946,990.86
							4,877,300.00			-87,384,249.90	-82,506,949.90
1											
2											
3											
4											
										-89,440,040.96	-89,440,040.96
1											
2										-89,440,040.96	-89,440,040.96
3											
1											

2											
3											
4											
5											
6											
1											
2											
	4, 279, 42 7, 797. 00				5, 224, 5 57, 265. 98		11, 238, 744. 30		548, 964 , 836. 33	1, 533, 7 89, 088. 27	11, 597, 977, 731 . 88

1、

√

2010 9

2015 12

2005

3 29

914600007674880643

4,279,427,797

4,279,427,797

1 。

2011 1 7

。

/

2025 8 29

1、

2、

√

12

√

1、

2、

1 1 12 31 。

3、

√

12

4、

。

R1

5、

√

	0.3%
	◦
	0.3%
	◦
	0.3%
	◦
	0.3%
	◦
	0.3%
	◦
	0.3%
	◦
	0.3%
	◦
	0.3%
	◦
1	0.3%
	◦
1	0.3%
	◦
1	0.3%
	◦
1	0.3%
	◦
	3%
	◦
、	15%
	◦
、	0.3%
、	、
	、
	◦

6、

√

1.

◦
2. ◦

7、

√
1.

2.

◦
◦
33 —

8、

√
1.
2.
(1)
(2)
(3)
(4)
(5)

9、

10、

√
1.

2.

”

11、

√

1.

(1)
(3)

(2)

°

(1)

(2)

(1) (2)

(1)

(3)

(4)

2.

(1)

(2)

1)

2)

3)

4)

(3)

1)

2)

3)

4)

14 —

23 —

1) 2)

1)

②

①

14 —

(4)

1)

①

②

23 —

2)

3.

◦
(1)

(2)

◦

(1)

(2)

◦

(1)

(2)

4.

◦

(1)

(2)

◦

(3)

5.

◦

、

、

、

、

、

、

、

◦
(1)

◦

、

◦

◦

14 —

、

◦

◦

6.

(2) (1)

12、

✓

✓

✓

✓

13、

✓

✓

—		
—		

		°

✓

	%
1	2
1-2	5
2-3	15
3-4	50
4-5	70
5	100

✓

°

14、

✓

✓

		°

✓

✓

15、

✓

✓

—		12
—		12

✓

	%
1	2
1-2	5
2-3	15
3-4	50
4-5	70
5	100

✓

16、

✓

✓

1.

2.

3.

4.
(1)

(2)

✓

。

、

、

。

、

✓

✓

17、

✓

18、

✓

✓

1.

(1)

(2)

“

。

”

3

。

(1)

(2)

2.

(1)

。

。

。

。

。

(2)

。

◦ ◦

◦

◦

(3) ◦

1)

2) ◦

◦

√

1.

(1)

(2)

(3)

2.

(5)

19、

√

1.

2.

(1)

“ ” ◦ “ ”

“ ”

(2)

◦

1)

2)

◦

“

◦

“

”

◦

“

”

◦

◦

(3)

12 —
7 —

◦

3.

4.

(1)

“

”

、

“

”

◦

、

、

、

、

“

”

1)

2)

3)

4)

(2)

“

”

◦

1)

◦

、

22 —

2)

◦

◦

◦

◦

(3)

“

”

◦

1)

◦

2)

◦

◦

20、

(1).

1.

2.

21、

(1).

√

(2).

√

		5-40	3-5	2. 38-19. 40
		5-15	3-5	6. 33-19. 40
		4-10	3-5	9. 50-24. 25
		2-5	3-5	19. 00-48. 50

22、

√

1.

2.

23、

√

1.

2.

(1)

3)

1)

2)

(2)
3

(3)
3.

24、

√

1.

(2)

2.

				%
		25	3,500 /	
-		15	3%	6.47

3.

1980

25

100% 1980
3,500 /

1980

25
3%

1980

2005

15

25、

√

26、

(1).

√

1.

2.

	30-50
	5-10

(2).

√

1.

30、

(1).

√

。

(2).

√

。

(1)

。

(2)

1)

。

2)

。

3)

、

。

(3).

√

(1)

(2)

。

(4).

√

、

。

31、

√

1.

、

、

、

2.

。

。

32、

√

1.

◦

2. 、 、

(1)

◦

(3)

°

°

°

°

(1)

(2)

(3)

(4)

(5)

(6)

2.

(1)

°

(2)

°

(3)

°

(4)

°

30

(4)

°

3.

(1)

°

()

,

°

:

(, ,)

(2)

°

(2).

✓

35、

✓

1.

2.

3.

°

°

/

36、

√ □

1.

(1)

(2)

2.

√

12

(1)

1)

2)

3)

4)

(2)

√

(1)

(2)

39、

√

1.

(1)

(2)

2)

1)

/

3)

°

1)

2)

3)

°

°

°

(3)

1)

①

°

②

°

°

o

40、

(1).

✓

(2).

✓

(3). 2025

✓

41、

✓

、
1、

✓

		0%、3%、5%、6%、7%、8%、9%、10%、13%、18%
		5%、7%
		3%
		2%
		0%、10%、15%、15.83%、16.50%、17%、19%、20%、21%、22%、24%、25%、25.8%、33%、34%、34.94%
	1. (1) SICOM() 1.5% (2) 22 (XOF) 2. FOB 2%	1.5%、2%、22 (XOF)

✓

R1 International Japan Limited	34%
Hevea Cameroun S.A.	16.5%
Sud Cameroun Hevea S.A.	16.5%

Corrie MacColl Europe B.V.	25.80%
SINRIO (Malaysia) Sdn. Bhd.	24%
Hevea KB Sdn. Bhd.	24%
Euroma Rubber Industries Sendirian Berhad	24%
Corrie MacColl Malaysia Sdn. Bhd.	24%
JFL Holdings Sdn. Bhd.	24%
R1 International Malaysia Sdn. Bhd.	24%
HwahYangAgroIndustriesSdn. Bhd.	24%
PT Hevea MK	22%
PT Hevea GE	22%
PT Hok Tong	22%
PT Sunan Rubber	22%
PT Pulau Bintan Djaya	22%
PT Sumber Djantin	22%
PT Sumber Alam	22%
PT Bumi Jaya	22%
PT GMG Sentosa	22%
PT Rubber Hock Lie	22%
PT Remco Rubber Indonesia	22%
Centrotech Minerals and Metals, Inc.	21%
Corrie MacColl Holdings, Inc.	21%
CMH MTL Holdings, Inc.	21%
Corrie MacColl North America, Inc.	21%
R1 International Americas, Inc.	21%
G.P. Sentosa Enterprises Co., Ltd.	20%
Teck Bee Hang Co., Ltd.	20%
Techem Industries Co., Ltd.	20%
Teck-Fu Joint Venture Co., Ltd.	20%
Corrie MacColl (Thailand) Co., Ltd.	20%
Corrie MacColl Hatyai Co., Ltd.	20%
R1 International (Thailand) Ltd.	20%
R1 Siam Holding Co., Ltd.	20%
R1 International Company Limited Vietnam	20%
Corrie MacColl Limited	19%
Corrie MacColl Rubber Ltd.	19%
	17%
Halcyon Agri Corporation Limited	17%
R1 Delta CIS Pte.Ltd.	17%
R1 Rubber Ventures Pte.Ltd.	17%
Halcyon Rubber Company Pte.Ltd.	17%
Anson Company (Private) Limited	17%
Halcyon Agri Indonesia Pte.Ltd.	17%
Sinochem International Natural Rubber Investment (Overseas) Pte.Ltd.	17%
Natural Rubber Investment (Overseas) Pte. Ltd.	17%
SINRIO Malaysia Pte.Ltd.	17%
SINRIO Thailand Pte.Ltd.	17%
SDCI Singapore Pte.Ltd.	17%
Corrie MacColl Pte.Ltd.	17%
Corrie MacColl International Pte.Ltd.	17%

Corrie MacColl Plantations Pte.Ltd.	17%
JFL Agro Pte.Ltd.	17%
HAC Capital Pte.Ltd.	17%
Corrie MacColl Deutschl and GmbH	15.83%
	15%
	15%
	15%
	15%
	0%
Hevea Global Pte.Ltd.	10%
New Continent Enterprises (Private) Limited	17%
R1 International Pte.Ltd.	10%
	25%

2、

√

1.

2020 31

2020

1 1

2024

12

31

15%

(2025 3)

2020 31


d.

)

⊗

%

U



/

3、

√

、

1、

√

	6,211,185.66	2,862,914.14
	3,324,148,179.78	2,400,348,910.11
	92,994,184.64	96,093,513.45
	3,852,568,051.65	3,188,330,558.18
	7,275,921,601.73	5,687,635,895.88
	816,703,329.33	1,006,277,225.27

1.

1

2 “ ” 、

“ ” 、	1,049,049,633.27

2.

888,110.47

49,133,907.26

3,541,950.88

2、

√

3、

√

	14,293,302.59	18,315,329.82
	54,698,920.97	20,184,034.77
	68,992,223.56	38,499,364.59

4、

(1).

√

	84,808,106.01	95,724,955.43

	84,808,106.01	95,724,955.43
--	---------------	---------------

(2).

✓

(3).

✓

(4).

✓

		(%)		(%)			(%)		(%)	
	84,808,106.01	100.00			84,808,106.01	95,724,955.43	100.00			95,724,955.43
	84,808,106.01	100.00			84,808,106.01	95,724,955.43	100.00			95,724,955.43
	84,808,106.01	/		/	84,808,106.01	95,724,955.43	/		/	95,724,955.43

✓

✓

			%
	84,808,106.01		
	84,808,106.01		

✓

✓

✓

(5).

✓

✓

(6).

✓

✓

✓

✓

5、

(1).

✓

1	1	1, 555, 742, 062. 52
		2, 283, 765, 877. 02
1	2	17, 607, 682. 93
		19, 537, 846. 77
2	3	14, 766, 042. 96
		17, 507, 777. 38
3		
3	4	3, 510, 510. 95
		2, 632, 571. 61
4	5	2, 251, 042. 07
		7, 335, 410. 33
5		103, 867, 269. 96
		104, 931, 805. 09
		1, 697, 744, 611. 39
		2, 435, 711, 288. 20

(2).

✓

		(%)		(%)		(%)		(%)		
	122, 34		122, 34		0	123, 89		123, 89		
	5, 693.	7. 21	5, 693.	100. 00		1, 993.	5. 09	1, 993.	100. 00	
	78		78			05		05	0	
	1, 575,	92. 79	38, 240	2. 43	1, 537,	2, 311,	94. 91	52, 057	2. 25	
									2, 259,	

	398,917.61		,587.29		158,330.32	819,295.15		,418.41		761,876.74
	1,697,744.61 1.39	/	160,586,281.07	/	1,537,158.33 0.32	2,435,711.28 8.20	/	175,949,411.46	/	2,259,761.87 6.74

✓

✓

			%
1	1,555,554,203.02	31,111,084.07	2.00
1-2	10,581,530.34	529,076.51	5.00
2-3	1,303,882.03	195,582.32	15.00
3-4	2,716,995.40	1,358,497.70	50.00
4-5	653,200.36	457,240.26	70.00
5	4,589,106.44	4,589,106.43	100.00
	1,575,398,917.61	38,240,587.29	2.43

✓

✓

✓

(3).

✓

	123,891,993.05	784,071.75	60,767.71	1,914,491.00	-355,112.31	122,345.69 3.78
	52,057,418.41	-14,289,231.97			472,400.85	38,240,587.29
	175,949,411.46	-13,505,160.22	60,767.71	1,914,491.00	117,288.54	160,586.28 1.07

✓

[]

117,288.54

。

(4).

✓

✓

✓

(5).

✓

				%	
1	77,409,612.00		77,409,612.00	4.56	1,548,192.24
2	74,552,532.75		74,552,532.75	4.39	1,491,050.66
3	52,478,308.90		52,478,308.90	3.09	1,049,566.18
4	50,198,700.57		50,198,700.57	2.96	1,003,974.01
5	45,502,704.34		45,502,704.34	2.68	910,054.09
	300,141,858.56		300,141,858.56	17.68	6,002,837.18

✓

6、

(1).

✓

(2).

✓

(3).

✓

✓

✓

✓

✓

✓

(4).

✓

✓

(5).

✓

✓

✓

✓

7、

(1).

✓

	149,696,153.30	109,707,087.16
	149,696,153.30	109,707,087.16

(2).

✓

(3).

✓

	459,538,357.44	

	459, 538, 357. 44	
--	-------------------	--

(4).

		(%)		(%)			(%)		(%)	
	149, 6 96, 15 3. 30	100. 0 0			149, 6 96, 15 3. 30	109, 7 07, 08 7. 16	100. 0 0			109, 7 07, 08 7. 16
	149, 6 96, 15 3. 30	100. 0 0			149, 6 96, 15 3. 30	109, 7 07, 08 7. 16	100. 0 0			109, 7 07, 08 7. 16
	149, 6 96, 15 3. 30	/		/	149, 6 96, 15 3. 30	109, 7 07, 08 7. 16	/		/	109, 7 07, 08 7. 16

			%
	149, 696, 153. 30		
	149, 696, 153. 30		

✓

(5).

✓

✓

(6).

✓

✓

✓

(7).

✓

(8).

✓

8、

(1).

		(%)		(%)
1	434,450,936.77	98.85	606,531,801.38	99.66
1 2	3,515,448.92	0.80	1,316,335.19	0.22
2 3	1,057,633.69	0.24	351,900.96	0.06
3	497,657.79	0.11	353,092.72	0.06
	439,521,677.17	100.00	608,553,130.25	100.00

1

(2).

✓

		(%)
1	33,269,850.00	7.54
2	28,977,532.58	6.57
3	20,447,281.52	4.63

4	13,422,569.03	3.04
5	9,298,547.57	2.11
	105,415,780.70	23.89

✓

9、

✓

	632,588,273.97	689,279,196.46
	632,588,273.97	689,279,196.46

✓

(1).

✓

(2).

✓

(3).

✓

✓

✓

✓

(4).

✓

(5).

✓

✓

(6).

✓

✓

✓

✓

(1).

✓

(2).

✓

(3).

✓

✓

✓

✓

(4).

✓

(5).

✓

✓

(6).

✓

✓

✓

(1).

1	1	518,714,210.86	619,506,702.50
1	2	129,577,931.27	74,464,428.36
2	3	30,318,199.93	40,025,331.19
3			
3	4	21,825,077.28	29,976,533.54
4	5	7,777,078.06	9,420,089.35
5		416,630,720.96	408,228,455.35
		1,124,843,218.36	1,181,621,540.29

(2).

		652,769,970.79	672,205,901.00
			190,108,725.32
		323,519,584.48	196,495,733.46
			2,774,722.40
		50,611,020.25	38,825,771.31
		80,020,088.91	65,193,187.99
		17,922,553.93	16,017,498.81
		1,124,843,218.36	1,181,621,540.29

(3).

	12	()	()	
2025 1 1	11,211,749.69	2,967,336.88	478,163,257.26	492,342,343.83
2025 1 1				
--	-1,673,562.75	1,673,562.75		
--		-260,555.60	260,555.60	
--				
--				
	-21,234.15	-194,826.75	450,532.85	234,471.95
			52,696.00	52,696.00

			79,704.66	79,704.66
	-3,661.70	-1,610.40	-184,198.63	-189,470.73
2025 6 30	9,513,291.09	4,183,906.88	478,557,746.42	492,254,944.39

[]

189,470.73

189,470.73 。

✓

✓

(4).

✓

	492,342,343.83	234,471.95	52,696.00	79,704.66	-189,470.73	492,254,944.39
	492,342,343.83	234,471.95	52,696.00	79,704.66	-189,470.73	492,254,944.39

✓

(5).

✓

✓

✓

(6).

✓

			(%)		
1	80,020,088.91	7.11		1-5	737,335.80

2	80,000,000.00	7.11	,	1	1,600,000.00
3	67,341,238.73	5.99		1	1,346,824.77
4	61,912,422.18	5.50		5	61,912,422.18
5	45,540,000.00	4.05		5	45,540,000.00
	334,813,749.82	29.77	/	/	111,136,582.75

(7).

✓

✓

10、

(1).

		/			/	
	937,724,588.60	5,358,777.11	932,365,811.49	1,185,138,924.48	5,868,878.00	1,179,270,046.48
	423,456,100.50	1,875,465.18	421,580,635.32	242,267,816.88		242,267,816.88
	3,214,646,520.30	178,785,502.53	3,035,861,017.77	3,519,430,878.04	36,620,586.64	3,482,810,291.40
	34,438,779.10		34,438,779.10	325,417,358.13	5,260,090.21	320,157,267.92
				28,443.69		28,443.69
	4,610,265,988.50	186,019,744.82	4,424,246,243.68	5,272,283,421.22	47,749,554.85	5,224,533,866.37

(2).

✓

(3).

✓

	5,868,878.00	808,613.51		1,318,714.40	5,358,777.11
		1,875,465.18			1,875,465.18
	36,620,586.64	175,826,918.79		33,248,232.41	413,770.49
	5,260,090.21			5,260,090.21	

	47,749,554.85	178,510,997.48		39,827,037.02	413,770.49	186,019,744.82

[]

413,770.49 。

(4).

(5).

11、

	6,244,619.66		6,244,619.66			
	6,244,619.66		6,244,619.66			/

12、

[1]	29,724,957.88	26,167,959.69
Pioneer Balloon [2]		
	29,724,957.88	26,167,959.69

[1] Societe de Developpement du Caoutchouc Camerounais S. A. (SDCC)
 SOCIETE DE PLANTATIONS DE PALMIERS ET DHEVEAS SA (SPPH) .
 2010 2013 2025 2027 5% SPPH
 Sud Cameroun Hevea S. A. (Sudcam) 20% SPPH Sudcam 20%
 .
 [2] 2020 Continental American Corporation dba
 Pioneer Balloon Company(Pioneer Balloon) Pioneer Ballon
 300.00 3,000 A .
 5.5% 2023 11 Pioneer Ballon

✓

✓

13、

✓

	385,216,745.42	376,423,545.33
	288,828,096.45	211,409,144.32
	83,706,875.42	46,636,708.23
	79,623,043.57	82,621,091.38
	571,078.68	2,571,766.90
	837,945,839.54	719,662,256.16

[]

.

14、

(1).

✓

✓

(2).

✓

(3).

✓

✓

✓

(4).

✓

✓

✓

15、

(1).

✓

✓

(2).

✓

(3).

✓

(4).

✓

✓

✓

✓

16、

(1).

	12,657,147.08		12,657,147.08	11,384,936.38		11,384,936.38	
	12,657,147.08		12,657,147.08	11,384,936.38		11,384,936.38	/

[]

()10 。

(2).

(3).

(4).

17、
(1).
√ □

6,404, 381.87		-84,370.18	6,320,01 1.69
6,689, 800.30	13,500,0 00.00	-513,677.69	19,676,1 22.61
13,094 ,182.1 7	13,500,0 00.00	-598,02 ,	

088694.6

	22,207,736.90				-1,102,555.65						21,105,181.25	
PT Bintang Agung Persada	20,874,732.61				1,158,950.07	-71,012.85				-90,364.35	21,872,305.48	
	17,561,128.85				-382,498.98						17,178,629.87	
	23,200,491.58				-196,680.14						23,003,811.44	
	9,835,096.32				572,630.83						10,407,727.15	
	2,984,884.50			2,984,884.50								
	3,937,633.57				5,223.82						3,942,857.39	
		6,902,075.21										6,902,075.21

	158,642.51			-89.59			158,552.92	
	11,409,477.46			-287,222.25			11,122,255.21	
		3,069,230.76						3,069,230.76
	1,984,589.48	12,902,127.08		-1,294,154.95		690,434.53	12,902,127.08	
	55,279,166.70			361,239.41			55,640,406.11	
	17,627,131.86			-558,675.79			17,068,456.07	
Feltex Co., Ltd.	9,996,644.94			1,645,612.10		-23,630.90	11,618,626.14	
Agridence Pte.Ltd.	6,446,799.65	22,838,933.75		-3,532,879.45		-18,254.19	2,895,666.01	22,957,270.19

	557,38 9,941. 58	45,712 ,366.8 0		2,984,884.5 0	-2,110,172.4 5	147,471. 15				-132,249 .44	552,310, 106.34	45,830,7 03.24
	570,48 4,123. 75	45,712 ,366.8 0	13,500,0 00.00	2,984,884.5 0	-2,708,220.3 2	147,471. 15				-132,249 .44	578,306, 240.64	45,830,7 03.24

[]

-132,249.44

PT BintangAgungPersada, Agridence Pte.Ltd. , Feltex Co.,Ltd

-90,364.35 、 -23,630.90 、 -18,254.19 。

(2).

 √

18、

(1).

√

	000.00						00.00			334.75	
	1,500,000.00						1,500,000.00				
	100,888.00						100,888.00				
										8,476,012.13	
YT rubber	1,045,961.72					51,477.80	1,097,439.52			162,888.12	
AJF STAR CAPITAL FUND	100,634.88					-17,438.00	83,196.88			168,748.61	
	60,088,135.11					34,039.80	60,122,174.91			20,892,983.61	/

[]

APITA

19、

 √

20、

(1).

1.	105,507,403.92	218,320,470.06		323,827,873.98
2.	974,182.61	3,414,037.94		4,388,220.55
1				
2				
3				
4	974,182.61	3,414,037.94		4,388,220.55
3.				
1				
2				
4.	106,481,586.53	221,734,508.00		328,216,094.53
1.	41,768,093.94	483,708.88		42,251,802.82
2.	3,477,987.62	12,002.22		3,489,989.84
1	3,250,088.20	12,002.22		3,262,090.42
2	227,899.42			227,899.42
3.				
1				
2				
4.	45,246,081.56	495,711.10		45,741,792.66
1.				
2.				
1				
3、				
1				
2				
4.				
1.	61,235,504.97	221,238,796.90		282,474,301.87
2.	63,739,309.98	217,836,761.18		281,576,071.16

(2).

 √

(3).

 √

✓

21、

✓

	3, 830, 537, 089. 54	3, 700, 477, 562. 29
	3, 830, 537, 089. 54	3, 700, 477, 562. 29

(1).

✓

1.	5, 133, 610, 6 60. 09	1, 599, 677, 4 43. 15	157, 054, 331 . 46	476, 123, 725 . 12	7, 366, 466, 159 . 82
2.	331, 117, 575 . 05	61, 160, 853. 45	6, 476, 332. 2 1	21, 601, 645. 51	420, 356, 406. 2 2
1	1, 906, 019. 9 0	164, 051. 63	2, 800, 321. 4 9	9, 171, 836. 8 8	14, 042, 229. 90
2	277, 897, 359 . 33	15, 479, 176. 16		2, 507, 699. 3 7	295, 884, 234. 8 6
3	51, 314, 195. 82	45, 517, 625. 66	3, 676, 010. 7 2	9, 922, 109. 2 6	110, 429, 941. 4 6
3.	5, 748, 160. 0 4	6, 002, 320. 9 6	2, 642, 987. 3 6	1, 831, 755. 7 5	16, 225, 224. 11
1	5, 748, 160. 0 4	6, 002, 320. 9 6	2, 642, 987. 3 6	1, 831, 755. 7 5	16, 225, 224. 11
4.	5, 458, 980, 0 75. 10	1, 654, 835, 9 75. 64	160, 887, 676 . 31	495, 893, 614 . 88	7, 770, 597, 341 . 93
1.	2, 101, 696, 2 00. 43	969, 054, 238 . 24	103, 189, 576 . 88	343, 695, 911 . 57	3, 517, 635, 927 . 12
2.	187, 762, 481 . 53	77, 673, 651. 76	6, 781, 133. 4 5	19, 078, 113. 54	291, 295, 380. 2 8
1	155, 364, 980 . 31	45, 335, 797. 66	5, 382, 178. 7 2	15, 608, 476. 91	221, 691, 433. 6 0
2	32, 397, 501. 22	32, 337, 854. 10	1, 398, 954. 7 3	3, 469, 636. 6 3	69, 603, 946. 68
3.	4, 235, 956. 4 1	5, 621, 248. 1 6	2, 080, 798. 1 0	1, 671, 095. 9 1	13, 609, 098. 58

1	4,235,956.41	5,621,248.16	2,080,798.10	1,671,095.91	13,609,098.58
4.	2,285,222.75	1,041,106.64	107,889.91	361,102.92	3,795,322.20
、					
1.	45,086,466.40	101,696,654.14	278,540.87	1,291,009.00	148,352,670.41
2.	-1,326,559.28	-5,367,961.98	-43,464.43	3,123,358.85	-3,614,626.84
1	-1,326,559.28	-5,367,961.98	-43,464.43	3,123,358.85	-3,614,626.84
3.					
1					
4.	43,759,907.12	96,328,692.16	235,076.44	4,414,367.85	144,738,043.57
、					
1.	3,129,997.42	517,400,641.64	52,762,687.64	130,376,317.83	3,830,537,089.54
2.	2,986,827.93	528,926,550.77	53,586,213.71	131,136,804.55	3,700,477,562.29

(2).

√

	178,196,488.15	92,491,001.53	24,158,457.51	61,547,029.11	
	138,853,965.33	62,502,613.97	61,612,914.84	14,738,436.52	
	3,995,254.04	3,106,774.00	23,967.53	864,512.51	
	18,446,024.83	14,651,837.06	1,628,181.07	2,166,006.70	
	339,491,732.35	172,752,226.56	87,423,520.95	79,315,984.84	

(3).

√

	133,854,950.66
	196.02
	133,855,146.68

(4).

√

	1,079,409,468.54
	7,971,399.99
	9,081,833.95

	18,651,711.78	
	1,115,114,414.26	

(5).

✓

✓

✓

22、

✓

	397,531,546.29	549,905,062.56
	397,531,546.29	549,905,062.56

(1).

✓

	68,767,986.08	2,000,000.00	66,767,986.08	68,767,986.08	2,000,000.00	66,767,986.08
	54,508,365.24		54,508,365.24	54,508,365.24		54,508,365.24
	163,439,497.36		163,439,497.36	329,445,172.84		329,445,172.84
	10,965,839.09		10,965,839.09	11,592,976.51		11,592,976.51
	665,426.11		665,426.11	497,606.86		497,606.86
	8,014,794.65		8,014,794.65	8,014,794.65		8,014,794.65
	22,526,593.73		22,526,593.73	22,082,121.30		22,082,121.30
	1,338,516.55		1,338,516.55	1,338,516.55		1,338,516.55
	5,232,967.01		5,232,967.01	5,210,176.49		5,210,176.49
	475,063.30		475,063.30	475,063.30		475,063.30

	-	-	-	-	
、					
1.	3,946,576, 984.13	618,128,70 5.60	6,594,510, 077.96	360,580,94 1.53	11,519,796 ,709.22
2.	242,206,56 0.09	11,455,237 .15	209,740,75 1.00	47,845,770 .22	511,248,31 8.46
(1)	122,394,91 8.65	10,954,914 .64	47,020,015 .68	44,560,172 .38	224,930,02 1.35
(2)	119,811,64 1.44	500,322.51	162,720,73 5.32	3,285,597. 84	286,318,29 7.11
3.	49,443,419 .34	47,126,188 .05	36,744,267 .98	774.03	133,314,64 9.40
(1)	2,423,403. 66	2,566,015. 67	36,744,267 .98	774.03	41,734,461 .34
(2)	47,020,015 .68	44,560,172 .38			91,580,188 .06
4.	4,139,340, 124.88	582,457,75 4.70	6,767,506, 560.98	408,425,93 7.72	11,897,730 ,378.28
、					
1.			1,564,962, 034.99	75,696,738 .73	1,640,658, 773.72
2.			91,810,856 .32	11,434,198 .77	103,245,05 5.09
(1)			69,062,914 .50	10,105,704 .19	79,168,618 .69
(2)			22,747,941 .82	1,328,494. 58	24,076,436 .40
3.			18,220,638 .62	736.91	18,221,375 .53
(1)			18,220,638 .62	736.91	18,221,375 .53
4.			1,638,552, 252.69	87,130,200 .59	1,725,682, 453.28
、					
1.	120,886,07 2.45	918,481.00			121,804,55 3.45
2.	-501,141.4 2				-501,141.4 2
(1)					
(2)	-501,141.4 2				-501,141.4 2
3.					
(1)					
(2)					
4.	120,384,93	918,481.00			121,303,41

	1. 03				2. 03
1.	4,018,955, 193.85	581,539,27 3.70	5,128,954, 308.29	321,295,73 7.13	10,050,744 ,512.97
2.	3,825,690, 911.68	617,210,22 4.60	5,029,548, 042.97	284,884,20 2.80	9,757,333, 382.05

(2).

✓

(3).

✓

✓

24、

(1).

✓

(2).

✓

25、

(1).

✓

、

1.	255,881,112.31	2,922,985,914.84	3,178,867,027.15
2.	6,922,188.55	2,403,941.54	9,326,130.09
(1)	7,678,469.56		

(2)			
4.	176,291,058.63	1,605,840,750.43	1,782,131,809.06
、			
1.			
2.			
(1)			
3.			
(1)			
4.			
、			
1.	82,864,038.65	1,319,405,780.95	1,402,269,819.60
2.	88,172,842.47	1,365,458,253.82	1,453,631,096.29

(2).

 √

26、

(1).

√

、			
1.	2,051,918,666.71	279,386,618.44	2,331,305,285.15
2.	18,481,936.34	6,411,014.27	24,892,950.61
(1)	859,032.00	3,950,163.04	4,809,195.04
(2)	17,622,904.34	2,460,851.23	20,083,755.57
3.		171,099.86	171,099.86
(1)		171,099.86	171,099.86
4.	2,070,400,603.05	285,626,532.85	2,356,027,135.90
、			
1.	277,354,903.94	139,898,871.33	417,253,775.27
2.	16,791,374.02	10,501,651.80	27,293,025.82
(1)	15,860,232.14	9,634,798.96	25,495,031.10
(2)	931,141.88	866,852.84	1,797,994.72
3.		112,970.01	112,970.01
(1)		112,970.01	112,970.01
4.	294,146,277.96	150,287,553.12	444,433,831.08
、			
1.		4,750,000.00	4,750,000.00
2.			
1			
3.			
(1)			
4.		4,750,000.00	4,750,000.00

1.	1, 776, 254, 325. 09	130, 588, 979. 73	1, 906, 843, 304. 82
2.	1, 774, 563, 762. 77	134, 737, 747. 11	1, 909, 301, 509. 88

(2).

✓

(3).

✓

(4).

✓

✓

27、

(1).

✓

Halcyon Agri Corporation Limited	1, 724, 358, 50 5. 47			7, 147, 717. 31	1, 717, 21 0, 788. 16
R1 International Pte.Ltd.	108, 020, 311. 92				108, 020, 311. 92
	96, 451, 864. 1 5				96, 451, 8 64. 15
	11, 475, 766. 9 9				11, 475, 7 66. 99
()	10, 046, 760. 2 1				10, 046, 7 60. 21
	9, 017, 998. 49				9, 017, 99 8. 49
Hwah Yang Agro Industries Sdn. Bhd.	3, 536, 836. 57			-206, 206. 60	3, 743, 04 3. 17
()	2, 150, 150. 00				2, 150, 15 0. 00
	1. 61				1. 61
	1, 965, 058, 19 5. 41			6, 941, 510. 71	1, 958, 11 6, 684. 70

(2).

✓

--	--	--	--	--

	1.61					1.61
()	2,150,150.00					2,150,150.00
	9,017,998.49					9,017,998.49
()	10,046,760.21					10,046,760.21
	11,475,766.99					11,475,766.99
	96,451,864.15					96,451,864.15
	129,142,541.45					129,142,541.45

(3).

	,			
()	,	,		
Hwah Yang Agro Industries Sdn. Bhd.	,	,	,	
	,	,	,	
()	,	,		
	,	,	,	
	,	,	,	
RI International Pte. Ltd.	,	,	,	
Halcyon Agri Corporation Limited	,	,	,	

(4).

✓

✓

✓

(5).

✓

✓

28、

✓

	73,671,367.85		5,841,348.42		67,830,019.43
	32,381,180.30	2,809,692.96	2,635,517.64	72,874.11	32,482,481.51
	2,094,745.90	398,665.73	376,005.64		2,117,405.99
	108,147,294.05	3,208,358.69	8,852,871.70	72,874.11	102,429,906.93

29、

/

(1).

✓

	866,377,336.40	175,018,285.08	839,936,865.96	171,192,917.56
	627,740,063.99	101,718,631.84	627,055,011.71	101,500,279.68
	334,065,745.41	69,613,372.88	194,643,970.84	43,000,507.54
	60,291,698.32	13,042,225.42	60,733,359.02	13,137,868.67
	13,553,300.00	3,388,325.00	9,399,050.00	2,349,762.50
	1,403,518,174.52	214,125,712.60	1,455,186,282.45	221,944,382.16

	31,399,778.10	5,859,466.63	31,131,738.92	5,627,012.87
	3,336,946,096.74	582,766,019.45	3,218,086,278.90	558,752,730.98

(2).

1,621,426,935	284,559,484.0	1,661,195,085	291,340,607.8
.41	2	.97	9
564,919,346.4	96,036,288.93	542,754,715.0	
7		5	

2025		239,752,705.73	
2026	207,991,381.82	208,962,243.72	
2027	329,152,790.42	329,421,396.38	
2028	393,570,311.55	413,370,695.04	
2029	260,876,354.37	269,393,605.21	
2030	139,048,509.29	5,664,676.16	
2031	5,624,705.59	5,624,705.59	
2032	2,807,906.10	2,807,906.10	
2033		1,562,817.06	
2034		1,094,955.42	
	1,339,071,959.14	1,477,655,706.41	/

30、

	58,757,173 .60		58,757,173 .60	96,304,39 6.41	96,304,396 .41
	91,524.19		91,524.19	208,441.8 1	208,441.81
	58,848,697 .79		58,848,697 .79	96,512,83 8.22	96,512,838 .22

31、

	53,563, 968.61	53,563, 968.61		、	17,321, 490.86	17,321, 490.86	、
	247,693 ,847.38	242,739 ,970.43			354,158 ,561.59	347,075 ,390.36	、
	617,544 ,793.48	617,544 ,793.48	、	、	763,991 ,662.34	763,991 ,662.34	、
	1,050,8 39,377. 71	552,614 ,399.55	、	、	1,190,7 11,591. 78	688,534 ,859.61	、

	61,160,483.09	44,144,044.82	,	,	61,160,483.09	44,756,782.50	,	,
	72,745,953.37	72,745,953.37			211,409,144.32	211,409,144.32		
45%	19,672,665.73	19,672,665.73			28,569,005.07	28,569,005.07		
	2,123,221,089.37	1,603,025,795.99	/	/	2,627,321,939.05	2,101,658,335.06	/	/

32、

(1).

	4,023,486,807.49	2,522,874,359.17
	3,155,669,830.13	4,415,269,437.53
	995,785,439.77	1,334,979,397.22
	8,174,942,077.39	8,273,123,193.92

(2).

33、

34、

	42,835,184.24	15,818,483.24

(1).

✓

(2). 1

✓

✓

(I 37, 3)

(1).

✓

I

2、	59,586.95	4,170,167.17	4,169,227.42	60,526.70
3、				
	8,417,382.46	122,596,462.39	126,670,789.69	4,343,055.16

✓

40、

✓

	93,548,064.84	24,668,175.57
	56,387,139.83	154,124,957.25
	20,795,483.69	26,752,910.28
	1,768,174.20	12,965,983.05
	1,448,657.88	3,255,215.61
	2,434,139.12	2,791,664.99
	8,528,340.94	1,109,435.48
	974,844.28	241,714.36
	741,020.14	193,558.98
	10,816,225.40	95234,587.34
	197,442,090.32	235,538,202.91

1
40

M7

/



5

(4).

✓

	1, 208, 053, 848. 77	1, 301, 389, 327. 14
	174, 818, 370. 59	178, 990, 489. 11
	7, 042, 077. 98	19, 039, 472. 84
	254, 270, 926. 68	246, 654, 221. 01
	47, 116, 372. 05	57, 439, 392. 55
	1, 691, 301, 596. 07	1, 803, 512, 902. 65

 1
 ✓

 ✓

42、

 ✓

43、 1

1	2, 768, 425, 821. 83	2, 007, 555, 461. 30
1		
1		
1	126, 317, 377. 68	136, 850, 532. 60
	14, 603, 544. 00	17, 252, 160. 00
	2, 909, 346, 743. 51	2, 161, 658, 153. 90

44、

	120, 114, 632. 61	132, 427, 354. 23
	14, 813, 754. 18	12, 548, 739. 06
	134, 928, 386. 79	144, 976, 093. 29

 ✓

 ✓

45、

(1).

	4,193,179,158.13	4,138,185,000.00
	1,288,997,900.04	1,518,833,087.21
	8,200,000.00	10,000,000.00
	17,726,604.95	3,095,977.81
	5,508,103,663.12	5,670,114,065.02

46、

(1).

(2).

(3).

(4).

47、

		87,3
	1,640,144,537.71	1,687,126,600.97
	1,640,144,537.71	1,687,126,600.97

48、

✓

✓

✓

49、

✓ 40, 6

(1).

✓

0 81 /

✓

✓

52、

		6,483,936.80
	40,740,752.44	33,408,572.92
	40,740,752.44	39,892,509.72

53、

		+、					
	4,279,427,797					4,279,427,797	

54、

(1)、

(2)、

55、

	5,059,579,064.93	465,112.49	5,059,113,952.44
	73,262,179.76		73,262,179.76
	5,132,841,244.69	465,112.49	5,132,376,132.20

465,112.49

465,112.49 。

56、

57、

√ □

、	-18,110,762.35	-14,367.80				-9,784.47	-4,583.33	-18,120,546.82
	-570,749.16	-14,367.80				-9,784.47	-4,583.33	-580,533.63
	-17,540,013.19							-17,540,013.19
、	39,185,099.79	291,207,069.99				121,613,199.85	169,593,870.14	160,798,299.64
	16,294,620.24	218,484.00				218,484.00		16,513,104.24
	11,088,	290,988				121,394	169,593	132,483

	879.07	, 585.99				, 715.85	, 870.14	, 594.92
	11,801,600.48							11,801,600.48
	21,074,337.44	291,192,702.19				121,603,415.38	169,589,286.81	142,677,752.82

58、

59、

	580,731,802.19		580,731,802.19
	580,731,802.19		580,731,802.19

60、

	-167,727,077.72	-149,909,092.40
	+	
	-167,727,077.72	-149,909,092.40
	-176,047,234.24	103,389,020.00
		31,766,965.86
	46,645,762.99	89,440,039.46
	-390,420,074.95	-167,727,077.72

1、

0 。

2、

0 。

3、

0 。

4、

0 。

5、

0 。

61、

(1).

	22,635,213,371.82	21,988,339,376.81	18,942,868,710.27	18,406,918,812.62
	220,396,536.90	100,721,763.20	265,812,046.26	219,870,328.49
	22,855,609,908.72	22,089,061,140.01	19,208,680,756.53	18,626,789,141.11

(2).

	22,550,566,813.37	21,902,108,688.69
	84,646,558.45	86,230,688.13
	81,811,027.61	89,153,388.55
	12,913,302,995.53	12,798,193,414.05
	9,803,721,403.90	9,279,299,351.32
	22,717,024,399.43	22,077,492,765.37
	22,717,024,399.43	22,077,492,765.37

509,183,914.65 。

(3).

(4).

(5).

62、

	28,684,988.13	25,811,079.98
	9,564,205.99	7,742,010.72
	4,528,769.71	5,970,831.19
	4,035,396.10	4,333,914.01
	2,614,304.28	972,435.18
	2,030,550.11	895,900.22
	696,205.55	224,005.53
	52,154,419.87	45,950,176.83

63、

√

	33,286,149.70	33,670,371.07
	7,715,663.11	8,015,220.46
	26,408,837.72	26,454,998.18
	4,674,680.93	7,030,452.08
	51,283,870.96	49,435,522.95
	350,688.69	174,726.95
	1,439,722.98	1,297,660.42
	19,814,866.74	45,468,607.19
	144,974,480.83	171,547,559.30

64、

√

	287,952,444.89	272,856,633.74
	165,432,285.20	150,599,848.77
	67,863,361.84	61,627,873.97
	32,703,798.61	35,122,189.45
	9,237,612.37	10,438,366.59
	7,920,421.30	10,166,929.80
	4,777,564.45	5,610,694.63
	7,455,255.18	2,603,861.63
	3,504,143.34	4,556,529.16
	5,254,639.83	6,089,900.25
	32,783,111.00	44,815,580.78
	624,884,638.01	604,488,408.77

65、

√

3,340,936.15	4,449,579.44
3,832,315.19	6,800,588.48
1,728,772.63	1,682,456.82

	31,174,099.43	-64,876,538.50
	-25,853,650.97	
	2,612,143.63	-42,650,416.44

69、

70、

	-7,675,021.34	34,878,321.78
	-7,675,021.34	34,878,321.78
	10,565,496.00	14,481,634.09
	10,565,496.00	14,481,634.09
	2,890,474.66	49,359,955.87

71、

	13,384,151.98	20,950,440.65
	13,384,151.98	20,950,440.65

72、

、		
、	-178,510,997.48	-24,062,526.24
、		
、		
、		
、		

、		
、		
、		
、		
、		
、	-3,374,404.16	
、		
、	-181,885,401.64	-24,062,526.24

73、

✓

	-37,732.45	1,198,813.34
	-37,732.45	1,198,813.34

 ✓

74、

✓

	14,816,851.82	1,386,422.62	14,816,851.82
	336,238.49	56,645.08	336,238.49
	901,418.27	1,080,250.91	901,418.27
		99,639.24	
	8,556,510.26	11,733,635.15	8,556,510.26
	24,611,018.84	14,356,593.00	24,611,018.84

 ✓

75、

✓

	530,853.35	3,245,253.76	530,853.35
	1,301,388.49	6,950,842.46	1,301,388.49
	121,797.38	674,981.08	121,797.38
		85,066.33	
	3,910,583.81	1,499,384.57	3,910,583.81
	5,864,623.03	12,455,528.20	5,864,623.03

76、

(1).

√

	52,845,986.63	58,735,495.26
	-37,485,203.29	-25,540,121.14
	15,360,783.34	33,195,374.12

(2).

√

		-242,593,580.87
		-36,389,037.13
		-36,137,857.36
		-6,278,308.70
		-362,969.20
		52,965,830.79
		-1,343,931.69
		43,992,378.62
		-1,085,321.99
	/	
		15,360,783.34

 √

77、

√

78、

(1).

√

	564,596,114.19	104,056,002.46
	54,795,342.47	27,705,811.71
	146,433,627.00	
	149,808,262.55	35,698,781.49
	169,552,735.05	740,096,614.16
	1,085,186,081.26	907,557,209.82

✓

	15,449,398.88	23,121,867.26
	224,546,787.50	77,350,125.00
	108,030,649.89	24,102,096.29
	111,544,373.75	194,276,941.08
	459,571,210.02	318,851,029.63

(2).

✓

✓

✓

	1,059,747,529.85	408,442,353.39
		80,000,000.00
	1,059,747,529.85	488,442,353.39

✓

	1,218,155,480.70	477,617,065.13
	1,218,155,480.70	477,617,065.13

(3).

✓

	10,050,000.00	
		2,261,414,200.00

	10,050,000.00	2,261,414,200.00
--	---------------	------------------

	211,359,243.68	19,958,126.81
		1,503,000,000.00
	211,359,243.68	1,522,958,126.81

(4).

(5).

79、

(1).

1		
	-257,954,364.21	-402,682,939.37
	181,885,401.64	24,062,526.24
	-13,384,151.98	-20,950,440.65
	366,639,097.55	362,738,992.34
	25,495,031.10	24,310,453.53
	8,852,871.70	6,297,394.20
	37,732.45	-1,198,813.34
	194,614.86	3,188,608.68
	-2,890,474.66	-49,359,955.87
	337,801,280.87	364,190,742.55
	-2,612,143.63	42,650,416.44
	-27,613,928.06	3,798,440.56
	-9,871,275.22	-38,563,603.28
	621,776,625.21	-930,261,016.77
	922,304,151.85	587,799,285.62
	-173,312,117.11	256,769,710.85

	1, 977, 348, 352. 36	232, 789, 801. 73
2		
3		
	7, 222, 357, 633. 12	4, 273, 823, 541. 2 6
	5, 670, 314, 405. 02	3, 486, 660, 640. 6 7
	1, 552, 043, 228. 10	787, 162, 900. 59

(2).

(3).

(4).

、	7, 222, 357, 633. 12	5, 670, 314, 405. 02
	6, 211, 185. 66	2, 862, 914. 14
	7, 175, 828, 120. 96	5, 586, 760, 739. 06
	40, 318, 326. 50	80, 690, 751. 82
、		
、	7, 222, 357, 633. 12	5, 670, 314, 405. 02

(5).

	820, 566, 914. 62	,
	228, 482, 718. 65	
	1, 049, 049, 633. 27	/

(6).

 ✓

 ✓

80、

“ ”

 ✓

81、

(1).

✓

	-	-	1,405,236,562.50
190,323,787.60	7.1586		1,362,451,865.89
2,389,326.34	8.4024		20,076,075.68
1,221,326.40	5.6179		6,861,289.59
26,071,069.31	0.2197		5,727,813.93
408,185.97	9.8300		4,012,468.09
1,527,447.44	1.6950		2,589,023.40
29,795,328.24	0.0496		1,477,848.28
2,834,225,156.55	0.0003		850,267.55
9,152,980.16	0.0840		768,850.33
3,443,300.60	0.0913		314,373.35
82,519.84	0.9120		75,258.09
100,414,479.45	0.0003		30,124.34
101,083.99	0.0129		1,303.98
-	-		84,808,106.01
11,847,024.00	7.1586		84,808,106.01
-	-		576,181,461.62
69,025,228.83	7.1586		494,124,003.09
4,850,092.61	8.4024		40,752,418.14
2,484,979.30	9.8300		24,427,346.54

	-	-	3,757,774,543.09
	343,994,877.18	7.1586	2,462,521,727.80
	10,192,837,710.02	0.0496	505,564,750.42
	25,002,783.74	0.0840	2,100,233.83
	10,222,923.07	1.6950	17,327,854.61
	1,174,489,751,869.38	0.0004	469,795,900.75
	23,291,788,812.26	0.0129	300,464,075.68
	-	-	178,647,434.65
	21,930,754.01	7.1586	156,993,495.64
	2,214,105.40	8.4024	18,603,799.25
	21,417,401.75	0.0840	1,799,061.75
	15,702,855.59	0.0496	778,861.64
	263,679.11	1.6950	446,936.10
	4,464.51	5.6179	25,081.16
	497,762.69	0.0004	199.11
	-	-	17,246,277.48
	2,141,539.57	7.1586	15,330,425.16
	628,913.04	1.6950	1,066,007.60
	41,438.23	9.8300	407,337.78
	2,796,582.36	0.0840	234,912.92
	315,520.01	0.2197	69,319.75
	1,362,703.32	0.0496	67,590.08
	128,603,598.22	0.0003	38,581.08
	5,336.69	5.6179	29,981.00
	5,305,282.09	0.0004	2,122.11
	-	-	1,096,039,409.53
	32,155,109,620.75	0.0129	414,800,914.11
	93,399,084.98	7.1586	668,606,689.72
	31,579,514,256.15	0.0004	12,631,805.70

(2).

. m

F

	7,890,162.21	3,520,569.75
--	--------------	--------------

✓

219,959,520.49()

	37,386,870.07	42,205,253.69
	219,959,520.49	19,958,100.00

(2).

✓

		:
	148,415,445.87	
	148,415,445.87	

✓

✓

✓

(3).

✓

83、

✓

84、

✓

、

1、

✓

	3,340,936.15	4,449,579.44
	3,832,315.19	6,800,588.48
	1,728,772.63	1,682,456.82
	133,552.92	208,579.00

	1, 140, 982. 44	1, 113, 125. 11
	10, 176, 559. 33	14, 254, 328. 85
	10, 176, 559. 33	14, 254, 328. 85

2、

✓

✓

✓

3、

✓

、

1、

✓

2、

✓

3、

✓

4、

✓

✓

✓

✓

5、

✓

6、

✓

、

1、

(1).

✓

1.

。

2.

						%		
	20,000.00					100.00		
	64,000.00					100.00		
	38,270.00					100.00		
	5,000.00					80.00		
		20,000.00				100.00		
Halcyon Agri Corporation Limited			95,265.50				[]	

[]

Halcyon Agri Corporation Limited 68.10%

(2).

	%			
Halcyon Agri Corporation Limited	31.90	-72,794,888.73	-26,914,260.00	1,335,941,462.38

(3).

Halcyon Agri Corporation Limited	591,333.81	841,663.95	1,432,997.76	915,972.93	176,332.75	1,092,305.68	627,962.42	815,073.45	1,443,035.87	974,885.50	134,825.65	1,109,711.15

Halcyon Agri Corporation Limited	1,261,540.15	-19,555.75	11,673.86	79,425.39	1,083,497.75	-26,590.69	-40,935.98	-34,857.67	

(4).

✓

(5).

✓

✓

2、

✓

(1).

✓

	2025/4/21	65.00%	100.00%
[]	2025 4 21		35.00%
			100.00%

(2).

✓

/	
--	
--	
/	
/	-465,112.49
	-465,112.49
	-465,112.49

✓

3、

✓

(1).

✓

				(%)	
				20.00	

--	--	--	--	--	--	--

20%

20%

(2).

(3).

	/	/
	4, 871, 957, 713. 41	5, 699, 414, 873. 17
	7, 758, 405, 553. 25	7, 354, 942, 448. 86
	12, 630, 363, 266. 66	13, 054, 357, 322. 03
	11, 065, 233, 539. 51	11, 548, 284, 103. 37
	7, 025, 260. 00	7, 025, 260. 00
	11, 072, 258, 799. 51	11, 555, 309, 363. 37
	1, 558, 104, 467. 15	1, 499, 047, 958. 66
	311, 620, 893. 43	299, 809, 591. 73
--		
--		
--		
	311, 620, 893. 43	299, 809, 591. 73
	179, 266, 212. 46	185, 105, 748. 56
	57, 964, 088. 49	107, 246, 452. 70
	1, 092, 420. 00	24, 386, 500. 00
	59, 056, 508. 49	131, 632, 952. 70
		17, 677, 986. 70

(4).

	/	/
	25,996,134.30	13,969,143.84
--	-598,047.87	-150,703.49
--		
--		
	-598,047.87	-150,703.49
	225,037,588.08	300,981,260.64
--	13,380,084.81	-1,006,267.99
--	218,484.00	
--	13,598,568.81	-1,006,267.99

(5).

✓

(6).

✓

	-1,913,591.61		-1,913,591.61

(7).

✓

(8).

✓

4、

✓

5、

✓

6、

✓

1、

✓

✓

2、

✓

							/
	1,680,85 1,197.87	479,033, 756.89		59,353,6 38.14	1,728,47 8.22	2,092,70 3,672.02	
	1,680,85 1,197.87	479,033, 756.89		59,353,6 38.14	1,728,47 8.22	2,092,70 3,672.02	/

3、

m

m

✓

F u

74,854,747.52

36,311,918.03

99,639.24

6,099,166.38

2' 0

b

1)
2)
(2)
1)
2)
3)
4)
2.
3.
()5、 ()6、 ()7
4.
(1)
(2)
2024 12 31 2025 6 30 17.81%
()

			1	1-3	3
	8,174,942.07 7.39	8,313,093.96 6.95	8,313,093.96 6.95		
	67,633,312.24	67,633,312.24	67,633,312.24		

			1	1-3	3
	859, 188, 564. 39	859, 188, 564. 39	859, 188, 564. 39		
	1, 691, 301, 59 6. 07	1, 691, 301, 59 6. 07	1, 691, 301, 59 6. 07		
	2, 909, 346, 74 3. 51	3, 163, 978, 61 7. 97	3, 163, 978, 61 7. 97		
	120, 114, 632. 61	120, 114, 632. 61	120, 114, 632. 61		
	5, 508, 103, 66 3. 12	5, 759, 854, 16 5. 92		4, 924, 216, 11 2. 27	835, 638, 053. 65
	1, 640, 144, 53 7. 71	2, 169, 782, 30 6. 14		379, 495, 925. 89	1, 790, 286, 38 0. 25
	20, 970, 775, 1 27. 04	22, 144, 947, 1 62. 29	14, 215, 310, 6 90. 23	5, 303, 712, 03 8. 16	2, 625, 924, 43 3. 90

			1	1-3	3
	8, 273, 123, 19 3. 92	8, 547, 492, 52 0. 15	8, 547, 492, 52 0. 15		
	41, 019, 926. 6 5	41, 019, 926. 6 5	41, 019, 926. 6 5		
	1, 436, 411, 85 5. 76	1, 436, 411, 85 5. 76	1, 436, 411, 85 5. 76		
	1, 803, 512, 90 2. 65	1, 803, 512, 90 2. 65	1, 803, 512, 90 2. 65		
	2, 161, 658, 15 3. 90	2, 459, 144, 95 6. 20	2, 459, 144, 95 6. 20		
	132, 427, 354. 23	132, 427, 354. 23	132, 427, 354. 23		
	5, 670, 114, 06 5. 02	5, 969, 062, 64 5. 99		5, 028, 134, 29 4. 39	940, 928, 351. 60
	1, 687, 126, 60 0. 97	2, 139, 413, 94 2. 21		370, 696, 093. 56	1, 768, 717, 84 8. 65
	39, 892, 509. 7 2	39, 892, 509. 7 2		39, 892, 509. 7 2	
	21, 245, 286, 5 62. 82	22, 568, 378, 6 13. 56	14, 420, 009, 5 15. 64	5, 438, 722, 89 7. 67	2, 709, 646, 20 0. 25

()

1.

		79,401,539.67	454,517.51
		22,999,487.88	
	/	102,401,027.55	454,517.51

(3).

✓

✓

1、

✓

1.	68,992,223.56			68,992,223.56
1				
2				
3	68,992,223.56			68,992,223.56
2.				
1				
2				
1.				
2.				
3.				
1.				
2.				
			149,696,153.30	149,696,153.30
			60,122,174.91	60,122,174.91
	68,992,223.56		209,818,328.21	278,810,551.77
1.	67,633,312.24			67,633,312.24

	67,633,312.24			67,633,312.24
2.				
	67,633,312.24			67,633,312.24

2、

√

	14,940,705.40	24,798,128.23	[1]
	54,051,518.16	42,835,184.01	[2]
	68,992,223.56	67,633,312.24	

[1]

、 Ice Cotton Market

[2]

3、

√

4、

√

5、

√

6、

7、

✓

8、

✓

9、

✓

1、

✓

				(%)	(%)
	42		88	64.35	64.35

2、

✓

3、

✓

✓

PT BINTANG AGUNG PERSADA	

		2.28			
		353.78			
		106.17			2.40
		11.42			
		341.25			10.21
		184.72			599.97
		2,543.72			1,740.53
		4,550.19			
		10.23			
		180.00			
Archipelago Rubber Trading Pte.Ltd.		28,710.68			24,526.13
Archipelago Rubber Trading Pte.Ltd.		2.51			
		1.05			
PT DJAMBI WARAS					492.24
PT ANUGRAH BUNGO LESTARI					329.18
PT KIRANA MUSI PERSADA					312.11
PT KIRANA PERMATA					302.90
PT KOMERING JAYA PERDANA					253.68
PT PANTJA SURYA					218.75
PT TIRTA SARI SURYA					198.15
PT KIRANA WINDU					87.78
					10.37

✓ /
□

				18.31	
				9.71	
				0.79	
				5.92	
				0.59	
				297.94	44.06
				338.95	
PT Djambi Waras				69.02	
PT BINTANG AGUNG PERSADA				69.03	
PT Komering Jaya Perdana				69.03	
				0.18	
Archipelago Rubber Trading Pte.Ltd.					3,068.26
					54.14
					6.36
					2.39
					2.37
					0.94

✓

(2). / /

✓ /

/	/	/	/	/	/	/
HSF S Pte.Ltd.		KM ART	2017 7 19			471,698.12
		HSF S Pte.Ltd	2021 9 1			141,509.44

✓ /

1 2017

HSF S PTE. LTD.

PT. Kirana Megatara

KM 45%
ART 62.5%

Archipelago Rubber Trading Pte. Ltd.

2017 7 18

HSF S PTE. LTD.

< KM ART >

2017 7 19

100

/

100

100

2016

50

2

HSF S PTE. LTD.
15

2021 9 1
30

✓ /

/	/	/	/	/	/	/
			2022 1 1			

✓ /

/

、
。
1 1 2022 12 31 2022
10%
、 、
。

(3).

√

		42,648.99	
		356,000.00	
		812,002.66	
		100,000.00	
		796,780.50	
		9,000.00	
		15,000.00	
		228,063.31	
		13,516.24	
		2,841,104.34	3,217,164.28
		369,000.17	383,108.22
		117,619.32	117,619.85
			86,872.92
		329,582.77	54,351.48
			17,852.00
		13,078.00	11,658.00
		5,050.02	5,050.02
		104,019.06	
		4,095.00	3,412.50
		6,156,560.38	3,897,089.27

✓

		197,450,	45,616,0			50,186,5
[]		510.39	69.04			93.73
		202,335.	4,764.73	365,957.	2,192,61	26,323.6
		10		34	1.87	8
						13,241.8
						2
						6,445.71
	95,286.6				987,328.	18,515.9
	6				06	0
				63,546.6	66,724.0	
				6	0	
			826.02	5,309.73	6,000.00	
			71,501.4			826.02
			0			
Archipelago Rubber Trading Pte.Ltd.	25,059.5					
	1					

/

√ □
[]

1)

60 / 。

85 /

70 /

2)

40 / 。

3)

30 / 。

20%

2010 9

343.29

< 21,470.51 >

2025

9,850.03

2025 6 30

		39,790.00	795.80	15,310.00	306.20
		209,783.10	4,195.66		
		140,400.00	2,808.00	140,400.00	4,212.00
		2,000.00	40.00		
		48,096.75	961.94	526.00	10.52
		62,400.00	1,248.00		
		1,288,187.73	18,519.63	2,021,299.20	40,425.98
		6,291,291.50	125,825.83	5,494,511.00	371,722.32
		6,000.00	120.00		
		174,969.73	3,499.39	169,919.76	3,398.40
		13,516.24	270.32		
		272,063.95	5,441.28		
				148,410.00	5,936.40
				7,500.00	150.00
		11,946,966.40	233,220.08	10,414,864.70	474,886.86
				75,797,500.00	1,515,950.00
				24,690,200.00	493,804.00
				17,261,110.00	345,222.20
				10,257,670.00	205,153.40
				8,346,625.00	166,932.50
				6,051,720.00	121,034.40
				4,401,000.00	88,020.00
				1,873,224.00	37,464.48
				1,516,000.00	30,320.00

				837,860.32	16,757.21
				39,075,816.00	781,516.32
				3,143,717.43	62,874.35
		6,480,283.30	324,014.17	6,480,283.30	129,605.67
				3,424,454.72	68,489.10
		2,112,750.00	316,912.50	2,112,750.00	105,637.50
		850,000.00	850,000.00	850,000.00	595,000.00
		700,787.32	700,787.32	700,787.32	700,787.32
		528,766.10	528,766.10	528,766.10	528,766.10
		563,760.00	563,760.00	563,760.00	563,760.00
		371,878.86	185,939.43	371,878.86	55,781.83
		646,363.51	32,318.18	285,600.49	5,712.01
		20,000.00	20,000.00	20,000.00	14,000.00
		13,000.00	1,950.00	13,000.00	650.00
		9,063.86	437.97	12,594.58	251.89
	PT BINTANG AGUNG PERSADA	4,362.38	4,362.38	4,380.54	4,380.54
				3,968.62	198.43
		2,000.00	2,000.00	2,000.00	2,000.00
		1,000.00	50.00	1,000.00	20.00
		15,000.00	10,500.00	15,000.00	7,500.00
				11,659.00	11,659.00
	HSF(S)PTE. LTD.	1,428,741.68	57,286.14	957,043.56	19,140.87
		203,232.14	6,815.34		
		66,973.70	1,339.47		
		14,017,962.85	3,607,239.00	209,611,369.84	6,678,389.12

		2,480,375.08		47,982,264.75
		9,183,584.26		9,183,584.26
		11,663,959.34		57,165,849.01
		147,000.00		
		1,500,000.00		
		1,647,000.00		

(2).

✓

	Archipelago Rubber Trading Pte.Ltd.	6,830,791.25	55,344,587.54
		4,326,545.73	4,326,545.73
		1,829,407.37	4,806,913.87
		5,392,045.86	2,181,136.14
		2,976,413.30	2,984,736.30
		616,844.29	616,844.29
		464,687.80	543,138.44
			460,000.00
		2,026,393.84	330,826.37
			273,199.09
			175,204.84
		59,650.00	59,650.00
		45,650.00	45,650.00
	PT Bintang Agung Persada	10,239.30	10,281.93
		164.73	164.73
		423,500.00	
		7,199.00	
		537,642.97	
		25,547,175.44	72,158,879.27
		9,588,981.36	9,972,089.58
		3,038,498.91	3,156,118.23
		1,244,993.89	3,004,034.28
			90,798.18
		146,095.23	366,975.00
		7,100.00	3,138.00
		4,095.00	8,190.00
			235,356.00
			3,000.00
		54,195.00	
		100,000.00	

	15,000.00	
	14,198,959.39	16,839,699.27
	82,648.89	
	82,648.89	
HSF(S) Pte.Ltd.	476,102,709.02	475,679,114.59
	13,229,159.40	194,599,205.94
	7,194,781.21	7,224,731.83
	2,518,558.50	2,682,229.00
	510,000.00	970,040.85
	1,421,328.80	820,238.69
	7,666,367.74	539,771.20
	463,020.33	463,020.33
		200,000.00
0,040	14,217.10	147,152.34
		116,060.58
		74,551.71
	70,376.00	70,376.00
	69,653.77	66,732.00
	53,220.40	53,220.40
	42,827.13	42,827.13
	41,932.93	41,932.93
	40,040.00	40,040.00
	30,000.00	30,000.00
	200000.00	20,000.00

		2,899,713.54	
		3,459,262.26	
		3,851,930.70	
		20,733.02	
		25,240.76	
		89,065.33	
		2,617.60	
		129,736.00	
		593,629,292.46	683,914,282.95
		30,315,828.06	32,102,886.79
		257,850.00	257,850.00
		23,744.36	
		30,597,422.42	32,360,736.79
		1,674,612,415.53	1,727,737,746.50
		9,016,383.71	8,944,882.31
		283,432.59	1,399,209.44
		51,558.33	50,732.31
		1,683,963,790.16	1,738,132,570.56

(3).

✓

7、

✓

2017 12 20

5

。

4 —

2027 12 20

。

8、

✓

1、

(1).

✓

(2).

✓

2、

3、

✓

Γ İf6q

Δ

4、

✓

5、

✓

6、

✓

1、

✓

2、

(1).

✓

1. 2017 12 21
()

2017 9 30

35%

100%

5,200

65%

。 2018 9 28

100%

。 2020 8

31

2020 5 19

10,625.22 。 2021 11 19

2022 11 28

2023 1

65%

2023 10 12

2. R1 International India Private Limited
2012-2013 , 2017-2018

vāyana

3. R1 International India Private Limited
 1,198,573.00 13,003,782.00
 7 R1 International India Private Limited 2018
 2019 9 27
 14,232,831.00 1,453,172.00
 2019 10 17
 2019 10 25
 2021 2 26 R1 International India Private Limited
 3,861,996.00 R1 International India Private Limited
 2021 10 22
 4. ()
 20,000.00
 69.99% 13,998.00

(2).

✓

3、

✓

1、

✓

2、

✓

3、

✓

4、

✓

1、

(1).

✓

(2).

✓

2、

✓

3、

(1).

✓

(2).

✓

4、

✓

5、

✓

6、

(1).

✓

(2).

✓

(3).

✓

。

、

()1

(4).

✓

7、

✓

8、

✓

3.82%

。

2019-2021
9,000 、 10,000 、 14,000
90%。

2019-2021

2023

0108

。 2023 12 27

36,539,522.22

2023 3 2

LPR

/

2024 1 10 (2023) 0108 3666

2024 6 19 2024 01 2042
36,539,522.22

2023 3 2 LPR
250,000.00 2025 2

11

1、
(1).

1	1	485,355,264.03	975,232,518.19
1	2	32,706,832.81	78,005,360.26
2	3	11,751,731.04	14,501,515.19
3			
3	4	1,064,369.34	186,430.00
4	5	1,914,352.99	337,262,156.72
5		340,672,546.49	6,680,485.76
		873,465,096.70	1,411,868,466.12

(2).

		(%)		(%)		(%)		(%)		
	5,367,966.00	0.61	5,367,966.00	100.00		5,233,788.00	0.37	5,233,788.00	100.00	
	868,097,130.70	99.39	5,263,496.00	0.61	862,833,634.70	1,406,634,678.12	99.63	5,154,309.18	0.37	1,401,480,368.94
	75,950,494.46	8.75	5,263,496.00	6.93	70,686,998.46	72,264,649.74	5.14	5,154,309.18	7.13	67,110,340.56
	792,14	91.25			792,14	1,334,49.86				1,334,

	6,636.24				6,636.24	370,028.38				370,028.38
	873,465,096.70	/	10,631,462.00	/	862,833,634.70	1,411,868,466.12	/	10,388,097.18	/	1,401,480,368.94

✓

✓

			%
	75,950,494.46	5,263,496.00	6.93
	792,146,636.24		
	868,097,130.70	5,263,496.00	0.61

✓

✓

✓

(3).

✓

à” IP

✓

✓

(5).

✓

			%
1	509,253,981.38	509,253,981.38	58.30
2	244,793,662.96	244,793,662.96	28.03
3	23,380,2		

(3).

✓

✓

✓

✓

(4).

✓

(5).

✓

✓

(6).

✓

✓

✓

✓

(1).

✓

(2).

✓

(3).

✓

✓

✓

✓

(4).

✓

(5).

✓

✓

(6).

✓

✓

✓

✓

(1).

✓

1	1	3, 747, 169, 690. 01	4, 538, 278, 135. 83
1	2	85, 257, 002. 15	9, 798, 712. 41
2	3	4, 564, 378. 92	4, 695, 309. 56
3			
3	4	2, 652, 277. 09	3, 262, 223. 41
4	5	2, 309, 775. 44	1, 984, 535. 71
5		126, 472, 902. 40	126, 227, 729. 86
		3, 968, 426, 026. 01	4, 684, 246, 646. 78

(2).

✓

--	--	--

	6.83					0.49
--	------	--	--	--	--	------

✓

(5).

✓

✓

✓

(6).

✓

1 2,701,951,116.66 (%) 68.09 1 、 1-2 、 2-3
2 234vvv444

3、

√

	5,229,223,024.78	254,697,479.60	4,974,525,545.18	4,839,483,424.78	254,697,479.60	4,584,785,945.18
、	401,486,960.49		401,486,960.49	387,828,632.54		387,828,632.54
	5,630,709,985.27	254,697,479.60	5,376,012,505.67	5,227,312,057.32	254,697,479.60	4,972,614,577.72

(1).

√

	317,673,194.72					317,673,194.72	
	672,150,008.68					672,150,008.68	
	505,000,000.00					505,000,000.00	
R1 International Pte.Ltd.	393,591,330.93					393,591,330.93	
	318,676,825.20					318,676,825.20	
	235,245,268.08	108,800,000.00				235,245,268.08	108,800,000.00
	173,897,931.51	35,000,000.00				173,897,931.51	35,000,000.00
	640,000,000.00					640,000,000.00	

	176,844,100.00						176,844,100.00	
	175,000,000.00						175,000,000.00	
	93,785,605.45						93,785,605.45	
	21,922,660.81	50,494,600.00					21,922,660.81	50,494,600.00
		60,402,879.60						60,402,879.60
	58,766,954.00						58,766,954.00	
	44,820,999.29						44,820,999.29	
	28,801,166.51						28,801,166.51	
	15,300,000.00						15,300,000.00	
	10,000,000.00						10,000,000.00	
	18,000,000.00						18,000,000.00	
	1,270,000.00						1,270,000.00	
	684,039,900.00		389,739,600. 00				1,073,779,500. 00	
	4,584,785,945.1 8	254,697,479.60	389,739,600. 00				4,974,525,545. 18	254,697,479.60

(2). 、

	6,404,381.87				-84,370.18						6,320,011.69	
	6,689,800.30		13,500,000.00		-513,677.69						19,676,122.61	
	13,094,182.17		13,500,000.00		-598,047.87						25,996,134.30	
	299,809,591.73				11,592,817.70	218,484.00					311,620,893.43	
	21,145,705.47				-1,102,555.65						20,043,149.82	
	19,460,409.92				-7,162,841.39						12,297,568.53	
	17,561				-382,498.						17,178,6	

	, 128.8 6				98						29.88	
	9,835, 096.32				572,630.8 3						10,407,7 27.15	
	2,984, 884.50			2,984,8 84.50								
	3,937, 633.57				5,223.82						3,942,85 7.39	
	374,73 4,450. 37			2,984,8 84.50	3,522,776 .33	218,484 .00					375,490, 826.19	
	387,82 8,632. 54		13,500,0 00.00	2,984,8 84.50	2,924,728 .46	218,484 .00					401,486, 960.49	

(3).

✓

✓

4、

(1).

	272,189,926.74	186,292,317.32	345,120,727.26	411,716,616.64
	158,324,196.12	22,848,530.72	63,144,167.18	3,244,871.98
	430,514,122.86	209,140,848.04	408,264,894.44	414,961,488.62

(2).

	187,968,710.43	117,934,843.80
	84,221,216.31	68,357,473.52
	14,061,109.39	6,083,347.58
	286,251,036.13	192,375,664.90
	286,251,036.13	192,375,664.90
	286,251,036.13	192,375,664.90

(3).

(4).

(5).

33,583,839.53 。

5、

	5,585,859.84	
	2,924,728.46	19,241,519.82
	-84.51	

